

# Blackwood School of Motoring

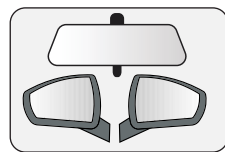
## Private Practice

### What this booklet is

Private practice can be incredibly helpful when done safely and calmly.

This guide helps you and your supervising driver understand what's useful to practise — and what to leave for your lessons.


You don't need to practise everything. Just go at your own pace.



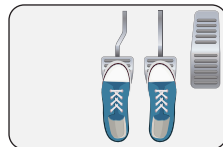
Mirrors




Signal



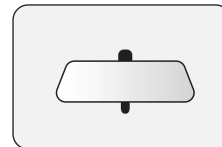
Position



Speed



Look



## Insurance Tip

Drive parents', relatives' or friends' cars without risk to their No Claims Bonus by taking out your own Learner Driver Insurance policy. These policies are flexible (daily, weekly or monthly) and give you valuable practice time without affecting the main driver's insurance record.

## Essentials to Remember

Who to ask? Choose a calm family member or friend who feels at ease helping you. Nervous drivers may not be the best supervisors.

Know your car. Start in a quiet area. Get used to the clutch, brakes, lights, signals, and wipers.

Plan the route. Stick to areas and road types you've already practised in lessons. Avoid new topics until John, your instructor, covers them.

Use the System. Always apply the MSPSL routine (Mirrors, Signal, Position, Speed, Look) to build safe, lasting habits



### **Before You Start**

You must have:

L plates correctly displayed

A supervising driver aged 21+

They must have held a full licence for 3+ years

Insurance that specifically covers you

### **Helpful to bring:**

This booklet

Your Pupil Progress Record

A calm plan for where you'll go

### **Good Things to Practise**

- Moving off and stopping
- Steering and keeping the car steady
- Clutch control and low-speed movement
- Basic junctions
- Light traffic roundabouts
- Simple road positioning
- Mirror routines
- Reading road signs together

Keep it relaxed. The aim is familiarity, not perfection.

### **Things to Leave for Your Lessons**

- Busy roundabouts
- Dual carriageways
- Complex junctions
- High-speed roads
- Manoeuvres requiring precision
- Anything that makes either of you anxious

John will cover these step by step in a structured way.

### **Tips for Supervising Drivers**

- Stay calm and speak gently
- Avoid overwhelming the learner
- Don't assume they know what to do
- Give simple, short prompts
- Praise often — confidence is fragile
- Never grab controls unless necessary

### **Simple Practice Plan**

- Quiet estate roads
- Light junctions
- Parked vehicle clearance
- Steering and lane holding
- Basic right and left turns
- Mirror checks
- Smooth braking

Keep sessions short. 20–30 minutes is enough.

